



RAPID RESPONSE



Your truck, Your Options

STAGE 1 | 210 + DAYS

| TYPE | OPTIONS |
|---------------|-------------------------------------------|
| 1500 GPM Pump | Hale, Darley or Waterous |
| Pump Control | Side Mount or Top Mount |
| Tank Capacity | 500, 750 or 1000 Gallons |
| Body Length | 144" or 156" |
| Compartments | Half Depth or Full Depth |
| Intake | 6" Front Suction (Commander chassis only) |

STAGE 2 | 91 - 209 DAYS

| TYPE | OPTIONS | |
|--------------------|-------------------------------------------------------------------|------------------------------------|
| Fill | 2½" Rear | |
| Intakes | 2½" Right Side Auxiliary | |
| Discharges | Front Bumper 1½" | 2½" Left Additional |
| | 2½" Crosslay Additional | 2½" Right Additional |
| | Deck Gun Provision | 2½" Rear Additional |
| | Hose Reel | |
| Bumper Extension | 18" or 24" Front Bumper with Center Hosewell and Lid | |
| Wheel Well Compt. | Single SCBA | Quad SCBA w/Brushed Stainless Door |
| | Wheel Chock w/Brushed Stainless Steel Door | Floor Dry w/Brushed Stainless Door |
| Compartment Finish | Swirl or Spatter Coat | |
| Rollup Door Finish | Natural or Painted | |
| Battery Charger | Blue Sea Systems with Auto Eject | |
| Siren | Q2B Pedestal Mounted, Dual Controls, Driver & Officer Foot Switch | |
| Air Horns | 2 with Dual Controls, Driver Horn Ring & Officer Foot Switch | |
| Access Ladder | EZ Climb on Rear | |

➤ STAGE 3 | 90 Days or Less Options Reverse Side

ROSENBAUERAMERICA.COM

INFO@ROSENBAUERAMERICA.COM

f ROSENBAUER GROUP

🐦 @ROSYFIRE

📺 ROSENBAUERFIRE

Rosenbauer South Dakota, LLC
100 Third Street; Lyons, SD 57041
605.543.5591

Rosenbauer Minnesota, LLC
5181 260th Street; Wyoming, MN 55092
651.462.1000

Rosenbauer Motors, LLC
5190 260th Street; Wyoming, MN 55092
651.462.1000

Rosenbauer Aerials, LLC
870 S Broad Street; Fremont, NE 68025
402.721.7622

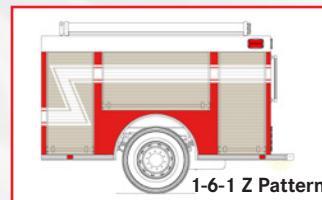
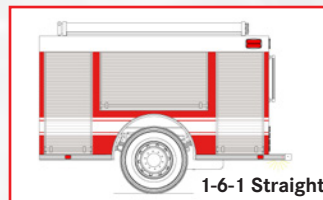
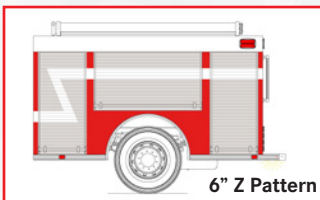
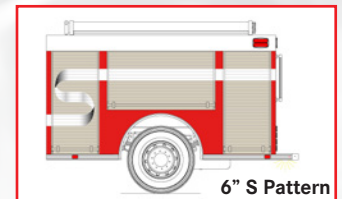
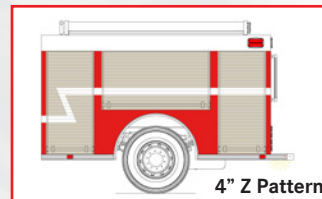
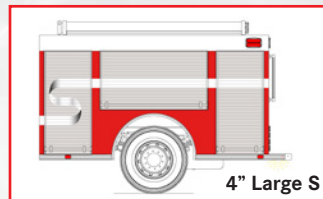
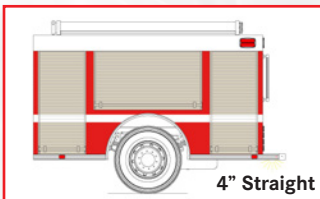


RAPID RESPONSE

Your truck, Your Options

STAGE 3 | 90 DAYS OR LESS TO COMPLETION

| TYPE | OPTIONS | | |
|---------------------------|------------------------------------------------------------------------|---------------------|---------------|
| Seating | Two Additional Forward Facing Seats in Cab (Commander) | | |
| Foam System | FoamPro1600 or 2001 | | |
| Pump Compartment | 15000 BTU Pump Compartment Heater with Heat Pan | | |
| Cab Steps | Two Door or Four Door Aluminum Treadplate Overlay (Commercial Chassis) | | |
| Shelves/Toolboards | Full Dept Shelves | Half Depth Shelves | |
| | Roll-Out Trays | Swing-Out Toolboard | |
| | Aluminum Equipment Panel | Pull-Out Toolboard | |
| Ladder Compliment | 24 Foot Two-Section | 14 Foot Roof | 10 Foot Attic |
| Hosebed Cover | Vinyl or Aluminum | | |
| Lettering | Fifty (50) Mylar Gold Leaf | | |
| Reflective Stripe Designs | 4" Straight | 4" Large S | |
| | 4" Z Pattern | 6" Large S | 6" Z Pattern |
| | 1-6-1 Straight | 1-6-1 Z Pattern | |



ROSENBAUERAMERICA.COM

INFO@ROSENBAUERAMERICA.COM

f ROSENBAUER GROUP

t @ROSYFIRE

y ROSENBAUERFIRE

Rosenbauer South Dakota, LLC
100 Third Street; Lyons, SD 57041
605.543.5591

Rosenbauer Minnesota, LLC
5181 260th Street; Wyoming, MN 55092
651.462.1000

Rosenbauer Motors, LLC
5190 260th Street; Wyoming, MN 55092
651.462.1000

Rosenbauer Aerials, LLC
870 S Broad Street; Fremont, NE 68025
402.721.7622